


50 classic **semi-recessed** - SVR050CLA-SRE2600-FXD927020-WHT



- IK17** 175 joules impact resistance
- IP66** hermetically sealed light module cassette
- AT06** security torx tamper-proof fasteners

**country of origin**  
Australia

- range** 50 classic semi-recessed
- product code** SVR050CLA-SRE2600-FXD927020-WHT

**accreditations**  
Australian Made and Owned  
EESS  
RCM

**description**

Heavy-gauge extruded aluminium mounting base with durable polyester powder coat finish and impact-resistant GRP security caps

Impact-resistant UV-stabilised high-transmission polycarbonate light module diffuser

Serviceable replaceable and upgradable light module cassette

Internal socket drive security-torx 304 stainless steel security fasteners

Integral energy efficient Zhaga compliant Tridonic LED modules and power supply unit

Direct-fix or recessed butterfly bracket

Internal stainless steel wire safety lanyards

1.0 m circular flex connection

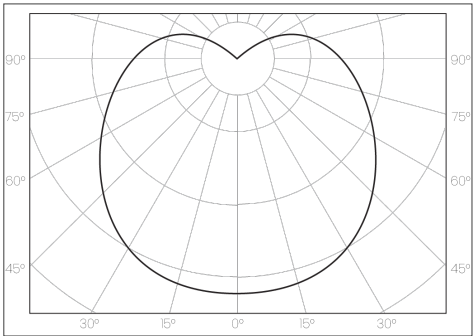
**warranty**  
7-year standard  
10-year on application

**standards**  
AS/NZS 60598.1:2017  
AS/NZS 60598.2.1:2014  
AS/NZS 60598.2.2:2016  
AS 60529-2004  
IEC/EN 62262:2002+A1:2021  
ANSI/IES LM-79-19  
ANSI/IES LM-80-21  
ANSI/IES TM-21-21

**applications**

extremely robust semi-recessed mount luminaire that enhances safety and security in the most challenging environments. a durable construction ensures dependable operation and superior performance under harsh operating conditions; ideal for applications such as transportation, custodial, public areas, and secure healthcare

**polar curve**



50 classic **semi-recessed** - SVR050CLA-SRE2600-FXD927020-WHT



**driver**

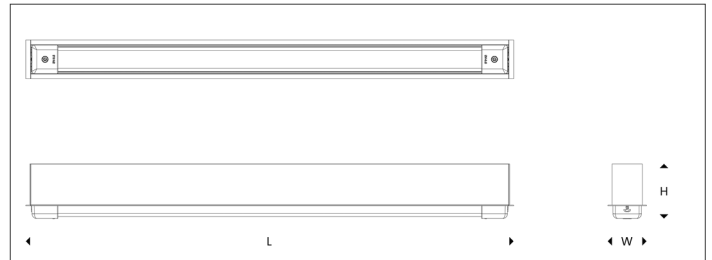
manufacturer	Tridonic
control interface	fixed output
dimming range	-
switch-on time	< 700 ms
switch-off time	< 50 ms
rated lifetime	> 100,000 h

**light source**

manufacturer	Tridonic
technology	linear LED module
operating mode	constant current
delivered lumens	1312 lm
colour rendering index	90
correlated colour temperature	2700 K
colour tolerance	3 SDCM
CTI	≥ 600 V
lumen maintenance [L80F10]	> 72,000 h

**electrical**

rated supply voltage	220 – 240 V
mains frequency	0 / 50 / 60 Hz
power consumption	14.99 W
leakage current	< 350 µA
in-rush current	23.0 A / 174 µs
power factor [	0.98
THD	6%
overvoltage protection	320 V AC / 48 h
mains surge protection [L-N]	1 kV
mains surge protection [L/N-PE]	2 kV



**dimensions [mm]**

L - length	2670
W - width	96
H - height	138
cut-out	2655 x 81

**mounting**

type	semi-recessed
method	direct-fix or butterfly bracket
orientation	horizontal or vertical burning position

**mounting base + end caps**

material	extruded aluminium base + GRP security end caps
finish	white texture polyester powder coat + white GRP

**light module cassette**

material	high-transmission + uv-stabilised extruded polycarbonate [hermetically sealed]
finish	clear reeded

**maximum circuit breaker loads**

conductor size	1.5mm <sup>2</sup>		2.5mm <sup>2</sup>		1.5mm <sup>2</sup>		2.5mm <sup>2</sup>	
circuit breaker type	C10	C13	C16	C20	B10	B13	B16	B20
luminaire quantity	10	14	17	22	6	8	10	13